

PENNSYLVANIA EMS STATISTICS

End of Year 2012

Pre-Hospital Services

◆ Quick Response Services(QRS)	563
◆ Basic Life Support (BLS)	663
◆ Advanced Life Support (ALS)	390
◆ <u>Air Ambulance Service</u>	<u>15</u>
Total	1,631

Services Using Electronic Data Collection

◆ Percent of services	100%
-----------------------	------

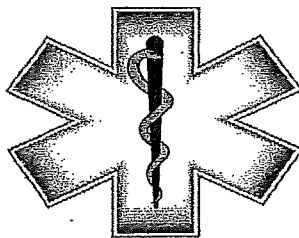
Do NOT USE

Pennsylvania Patient Care Reports

◆ Total PCR Calls	2,320,287
◆ EMS Transports:	
Day	31%
Evening	45%
Night	24%

Pennsylvania Pre-Hospital Practitioners

◆ Emergency Medical Responders	4,393
◆ EMTs	37,779
◆ EMT-Ps	12,498
◆ PHRNs	1,941
◆ Physicians	421
◆ <u>Medical Command Physicians</u>	<u>2,161</u>
Total	59,193
◆ EMS Instructors	1,253



Education

◆ Accredited Training Institutes	70
◆ Certification Programs Registered (Includes PA Vehicle Rescue courses)	600
◆ Con-Ed Programs Registered	9,286
◆ Users in EMS Group on the LMS	39,418

Accessibility to Medical Facilities

◆ Accredited Trauma Centers	30
◆ Hospital Emergency Departments (Licensed facilities having full service emergency department)	157
◆ Medical Command Facilities	152
◆ Critical Access Hospitals	13

Calls to Poison Control Centers

◆ Children's Hospital of Philadelphia	55,844
◆ <u>Children's Hospital of Pittsburgh</u>	<u>105,272</u>
Total	161,116

Trauma Patients Admitted to Trauma Centers

◆ Falls	17104 (46.2%)
◆ Motor Vehicles	7522 (20.3%)
◆ Fight/Assault/Abuse	1785 (4.8%)
◆ Gunshot	1413 (3.8%)
◆ Pedestrian	1115 (3.0%)
◆ Struck By/Against Object	1240 (3.3%)
◆ Motorcycle	1761 (4.8%)
◆ Stabbing	800 (2.2%)
◆ Other	1053 (2.8%)
◆ Hot/Corrosive Material Injury	735 (2.0%)
◆ Fire/Flame	701 (1.9%)
◆ Machinery/Power Tools	529 (1.4%)
◆ Pedal Cycle	659 (1.8%)
◆ Animal Related	432 (1.2%)
◆ Caught Between Object	133 (0.4%)
◆ <u>Air/Water Craft</u>	<u>41 (0.1%)</u>
Total	37,023 (100%)

PENNSYLVANIA EMS STATISTICS

End of Year 2013

Pre-Hospital Services

◆ Quick Response Services(QRS)	616
◆ Basic Life Support (BLS)	626
◆ Advanced Life Support (ALS)	386
◆ <u>Air Ambulance Service</u>	17*
Total	1,645

* One service licensed to operate in Pennsylvania located in each of the following states:
DE, WV and NY.


Number of EMS Data Reports received as of 4/1/2014 (cy2013)

◆ Total received 2,477,539 **

◆ EMS Transports:	Day	31%
	Evening	46%
	<u>Night</u>	<u>23%</u>

Pennsylvania Pre-Hospital Providers

◆ EMR	4,286
◆ EMTs	36,948
◆ Paramedics	12,509
◆ Pre Hospital RNs	1,993
◆ Pre HPhysicians	540
Total	56,276
◆ EMS Instructors	1,245
◆ Medical Command Physicians	2,212



Education

◆ Accredited Training Institutes	65
◆ Certification Programs Registered	539
(Includes PA Vehicle Rescue courses)	
◆ Con-Ed Programs Registered	9,791
◆ Accredited Con-Ed Sponsors	1,080

Accessibility to Medical Facilities

◆ Accredited Regional Trauma Centers	32
◆ Hospital Emergency Departments	157
(Licensed facilities having full service emergency department)	
◆ Medical Command Facilities	152
◆ Critical Access Hospital	13

Calls to Poison Control Centers

◆ Children's Hospital of Philadelphia	66,840
◆ <u>Children's Hospital of Pittsburgh</u>	<u>64,674</u>
Total	131,514

Trauma Patients Admitted to Trauma Centers

Motor Vehicle Accident	8,065	19.61%
Motorcycle Accident	15,79	3.84%
Pedestrian Accident	1,231	2.99%
Gunshot Wound	1,543	3.75%
Stabbing	879	2.14%
Fall	19,872	48.33%
Hot/Corrosive Material Injury	868	2.11%
Pedal Cycle Accident	648	1.58%
Air/Water Craft	21	0.05%
Fire/Flame	829	2.02%
Struck by/against an object/person	1,326	3.22%
Caught Between Objects	131	0.32%
Machinery/Powered Tools	556	1.35%
Fight/Assault/Abuse	1,909	4.64%
Animal Related	464	1.13%
Other	1,200	2.92%
TOTAL	41,121	100.00%

**downloaded to BEMS/prior to NEMSIS submission.

PENNSYLVANIA EMS STATISTICS

End of Year 2014

Report from Jan1-Dec 31, 2014

Pre-Hospital Services

◆ Quick Response Services(QRS)	599
◆ Basic Life Support (BLS)	591
◆ Advanced Life Support (ALS)	393
◆ <u>Air Ambulance Service</u>	<u>16*</u>
Total	1599


* One service licensed to operate in Pennsylvania located in each of the following states: DE, TX and NY.

Number of EMS Data Reports as received and validated by NEMSIS as of 7/30/2015 (cy2014)

◆ Total received	1,605,063
◆ EMS Transports:	
Day (08:00-15:59)	31%
Evening (16:00-23:59)	45%
<u>Night (00:00-07:59)</u>	<u>24%</u>

Pennsylvania Pre-Hospital Providers

◆ EMR	4761
◆ EMTs	31901
◆ AEMT	81
◆ Paramedics	12986
◆ Pre Hospital RNs	1999
◆ Pre Hospital Physicians	683
◆ Pre Hospital Physician Extender	12
◆ EMSVO *	753
Total	53176
◆ EMS Instructors	2341
◆ Medical Command Physicians**	911



*EMSVO denotes sole certification.

** Number includes only those currently entered in the Registry System. MC Physicians are being entered into the Registry System as the regions get to them or as they expire from the older Access Database.

Education

◆ Accredited Training Institutes	68
◆ Certification Programs Registered	568
(Includes PA Vehicle Rescue courses)	
◆ Con-Ed Programs Registered	9828
◆ Accredited Con-Ed Sponsors	964

Accessibility to Medical Facilities

◆ Accredited Regional Trauma Centers	32
◆ Hospital Emergency Departments	152
(Licensed facilities having full service emergency department)	
◆ Medical Command Facilities	142
◆ Critical Access Hospitals	13

Calls to Poison Control Centers

◆ Children's Hospital of Philadelphia	65,144
◆ <u>Children's Hospital of Pittsburgh</u>	<u>92,917</u>
Total	158,061

Trauma Patients Admitted to Trauma Centers

Motor Vehicle Accident	7617	18.61%
Motorcycle Accident	1563	3.82%
Pedestrian Accident	1139	2.78%
Gunshot Wound	1413	3.45%
Stabbing	939	2.29%
Fall	20,749	50.69%
Hot/Corrosive Material Injury	779	1.90%
Pedal Cycle Accident	609	1.49%
Air/Water Craft	32	.078%
Fire/Flame	735	1.80%
Struck by/against an object/person	1375	3.36%
Caught Between Objects	146	0.36%
Machinery/Powered Tools	521	1.27%
Fight/Assault/Abuse	1753	4.28%
Animal Related	402	0.98%
Other	1158	2.83%
TOTAL	40,930	100.00%

PENNSYLVANIA EMS STATISTICS

End of Year 2015

Pre-Hospital Services

◆ Quick Response Services(QRS)	548
◆ Basic Life Support (BLS)	557
◆ Advanced Life Support (ALS)	381
◆ <u>Air Ambulance Service</u>	<u>16</u>
Total	1,502


◆ Number of EMS Data Reports as received and validated by NEMSIS as of the date of this report (07/28/2016)

◆ Total received 1,881,979

Pennsylvania Pre-Hospital Providers

◆ EMR	4475
◆ EMTs	31,791
◆ AEMT	72
◆ Paramedics	10,517
◆ Pre Hospital RNs	1,523
◆ Pre Hospital Physicians	658
◆ Pre Hospital Physician Extender	16
◆ EMSVO *	26
◆ Total	49,078

◆ EMS Instructors	2234
◆ Medical Command Physicians**	1249
Total	3483



*EMSVO denotes sole certification.

** Number is for those that are entered in the current Registry system; this does not include those that are still in a database that has not been validated by the Bureau.

Education

◆ Accredited Training Institutes	78
◆ Certification Programs Registered (Includes PA Vehicle Rescue courses)	534
◆ Con-Ed Programs Registered	10913
◆ Accredited Con-Ed Sponsors	1043

Accessibility to Medical Facilities

◆ Accredited Regional Trauma Centers	32
◆ Hospital Emergency Departments (Licensed facilities having full service emergency department)	152
◆ Medical Command Facilities	145
◆ Critical Access Hospital	13

Calls to Poison Control Centers

◆ Children's Hospital of Philadelphia	50,526
◆ <u>Children's Hospital of Pittsburgh</u>	<u>52,930</u>
Total	103,456

Trauma Patients Admitted to Trauma Centers

Fall	21753	50.52%
Motor Vehicle Accident	8023	18.63%
Fight/Assault/Abuse	1871	4.35%
Motorcycle Accident	1601	3.72%
Gunshot Wound	1593	3.70%
Struck By/Against an Object/Person	1315	3.05%
Pedestrian Accident	1306	3.03%
Other	1302	3.02%
Stabbing	999	2.32%
Hot/Corrosive Material Injury	767	1.78%
Fire/Flame	705	1.64%
Pedal Cycle Accident	634	1.47%
Air/Water Craft	36	0.08%
Caught Between Objects	171	0.40%
Machinery/Powered Tools	547	1.27%
Animal Related	434	1.01%
	43057	100.00%

PENNSYLVANIA EMS STATISTICS

End of Year 2016

Pre-Hospital Services

◆ Quick Response Services(QRS)	424
◆ Basic Life Support (BLS)	505
◆ Advanced Life Support (ALS)	381
◆ <u>Air Ambulance Service</u>	<u>20</u>
Total	1330

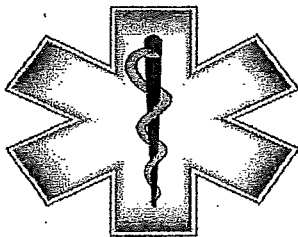
* One service licensed to operate in Pennsylvania located in each of the following states: DE, NJ and two services in NY.

- ◆ Number of EMS Data Reports as received and validated by NEMSIS as of 05/16/2016 (cy2017)
- ◆ Total received 1,143,134

Pennsylvania Pre-Hospital Providers

◆ EMR	4,095
◆ EMTs	31,527
◆ AEMT	164
◆ Paramedics	8,312
◆ Pre Hospital RNs	1,918
◆ Pre Hospital Physicians	419
◆ Pre Hospital Physician Extender	27
◆ EMSVO *	19
◆ Total	45,960

◆ EMS Instructors	1,117
◆ Medical Command Physicians**	1,824
Total	2,941



*EMSVO denotes sole certification.

** Number is for those that are entered in the current Registry system; this does not include those that are still in a database that has not been validated by the Bureau.

Education

◆ Accredited Training Institutes	74
◆ Certification Programs Registered (Includes PA Vehicle Rescue courses)	562
◆ Con-Ed Programs Registered	1,106
◆ Accredited Con-Ed Sponsors	1,073

Accessibility to Medical Facilities

◆ Accredited Regional Trauma Centers	40
◆ Hospital Emergency Departments (Licensed facilities having full service emergency department)	165
◆ Medical Command Facilities	149
◆ Critical Access Hospital	15

Calls to Poison Control Centers

◆ Children's Hospital of Philadelphia	61,061
◆ <u>Children's Hospital of Pittsburgh</u>	<u>51,283</u>
Total	112,344

Trauma Patients Admitted to Trauma Centers

Fall	22,214	50.91%
MVA	8,047	18.44%
Assault	1,912	4.38%
Motorcycle	1,685	3.86%
GSW	1,612	3.69%
Struck by/Against an Object/Person	1,411	3.23%
Pedestrian	1,301	2.98%
Other	1,003	2.30%
Stab	904	2.07%
Fire/Flame	794	1.82%
Hot/Corrosive	776	1.78%
Pedal Cycle	534	1.22%
Animal	516	1.18%
Machinery/Power Tools	436	1.00%
Caught Between Objects	245	0.56%
Not Valued	212	0.49%
Air/Water Craft	31	0.07%
Total	43,633	100.00%